

A951S

PRODUCT SPECIFICATIONS

SINGLE STAGE GAS FURNACE

FORM NO. A951S-100 (04/2016)



CONFIGURATIONS

- Upflow / Horizontal
- Downflow

HEAT EXCHANGER DESIGN

- Aluminized steel primary heat exchanger with crimped no weld construction for "A" models
- AL 29-4C Stainless steel secondary heat exchanger
- Stainless steel primary heat exchanger with crimped no weld construction for "S" models

BURNER

- Aluminized steel inshot burners for smooth ignition

CABINET DESIGN

- Compact 33" height
- Standardized widths for easy coil fit

AIR DELIVERY SYSTEM

- Multi-speed PSC blower motor
- Easily removable slide out blower design

CONTROLS

- Single stage gas valve
- Self diagnostics saves last 5 fault codes regardless of power interruption
- Control features electronic air cleaner and humidifier terminals

VENTING

- Designed certified for direct and non direct applications

INSTALLATION FEATURES

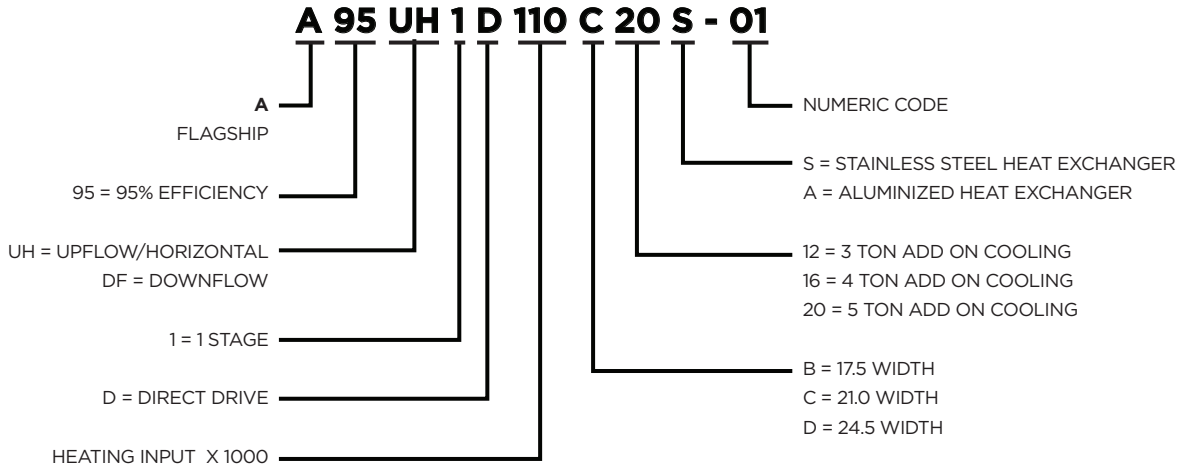
- Left or right utility connection
- Design certified for direct and non-direct vent applications
- Zero step horizontal conversion
- Removable floor base for bottom return air
- Complies with California's South Coast Air
- Quality Management district Low NOx requirements

WARRANTY

10 year limited parts warranty / lifetime heat exchanger warranty available. See limited warranty document for details.



MODEL NUMBER GUIDE



PHYSICAL AND ELECTRICAL DATA

	Model	Input (Btuh)	Output* (Btuh)	AFUE (ICS)	Nominal Cooling Capacity	Gas Inlet (in.)	Volts/ Hz/ Phase	Max. Time Delay Breaker or Fuse	Nominal F.L.A.	Trans. (V.A.)	Approx. Shipping Weight (lbs.)
UPFLOW/HORIZONTAL	A95UH1D045B08S(A)	44,000	41,000	95.0%	1.5 - 2	1/2	120 - 60 - 1	15	3.1	40	121
	A95UH1D045B12S(A)	44,000	42,000	95.0%	2 - 3	1/2	120 - 60 - 1	15	6.1	40	123
	A95UH1D070B12S(A)	66,000	64,000	95.0%	2 - 3	1/2	120 - 60 - 1	15	6.1	40	128
	A95UH1D090C12S(A)	88,000	85,000	95.0%	2 - 3	1/2	120 - 60 - 1	15	6.1	40	145
	A95UH1D090C16S(A)	88,000	85,000	95.0%	3 - 4	1/2	120 - 60 - 1	15	8.2	40	148
	A95UH1D110C16S(A)	110,000	106,000	95.0%	3 - 4	1/2	120 - 60 - 1	15	8.2	40	157
	A95UH1D110C20S(A)	110,000	106,000	95.0%	4 - 5	1/2	120 - 60 - 1	15	10.0	40	163
	A95UH1D135D20S(A)	132,000	126,000	95.0%	4 - 5	1/2	120 - 60 - 1	15	10.0	40	180
DOWNFLOW	A95DF1D045B12S(A)	44,000	42,000	95.0%	2 - 3	1/2	120 - 60 - 1	15	6.1	40	125
	A95DF1D070B12S(A)	66,000	64,000	95.0%	2 - 3	1/2	120 - 60 - 1	15	6.1	40	129
	A95DF1D090C20S(A)	88,000	85,000	95.0%	4 - 5	1/2	120 - 60 - 1	20	11.5	40	140
	A95DF1D110C20S(A)	110,000	106,000	95.0%	4 - 5	1/2	120 - 60 - 1	20	11.5	40	165

Note: For vent length and clearances to combustibles, please reference installation instructions.

BLOWER PERFORMANCE DATA

Model	Motor Size (hp)	Blower Size	Temp. Rise (°F)	Blower Speed	Heating CFM @ .10" - .80" w.c.							
					.20	.30	.40	.50	.60	.70	.80	.90
A95UHID045B08S(A)	1/5	10 x 8	35 - 65	High	1125	1090	1065	1020	945	910	790	735
				Med/High	895	870	870	825	780	740	670	575
				Med	755	725	715	675	640	585	510	460
				Low	680	660	635	605	555	505	455	390
A95UHID045B12S(A)	1/3	10 x 8	25 - 55	High	1550	1480	1425	1355	1320	1225	1135	1025
				Med/High	1330	1295	1280	1190	1165	1110	1050	950
				Med	1150	1140	1105	1085	1030	975	920	800
				Low	1000	975	975	940	900	855	780	700
A95UHID070B12S(A)	1/3	10 x 8	40 - 70	High	1515	1465	1410	1345	1275	1195	1105	985
				Med/High	1300	1275	1235	1195	1140	1090	995	890
				Med	1080	1065	1050	1020	975	930	850	770
				Low	880	890	875	840	830	780	730	650
A95UHID090C12S(A)	1/3	10 x 8	50 - 80	High	1580	1525	1480	1415	1350	1260	1190	1060
				Med/High	1305	1295	1275	1220	1175	1115	1010	905
				Med	1070	1060	1055	1030	1005	955	880	795
				Low	890	890	885	860	835	785	740	655
A95UHID090C16S(A)	1/2	10 x 10	40 - 70	High	2060	1990	1925	1830	1720	1600	1450	1300
				Med/High	1840	1805	1755	1675	1610	1520	1410	1305
				Med	1580	1550	1510	1460	1390	1300	1200	1100
				Low	1360	1365	1330	1285	1230	1165	1035	901
A95UHID10C16S(A)	1/2	10 x 10	40 - 70	High	1940	1875	1800	1725	1630	1530	1410	1245
				Med/High	1600	1560	1495	1400	1335	1290	1190	1000
				Med	1400	1370	1330	1295	1185	1100	985	925
				Low	1170	1160	1120	1080	1030	940	790	715
A95UHID10C20S(A)	3/4	11 1/2 x 10	40 - 70	High	2265	2190	2090	2000	1935	1805	1730	1645
				Med/High	2135	2050	1945	1880	1770	1720	1590	1520
				Med	1890	1785	1755	1685	1540	1480	1405	1340
				Low	1730	1685	1665	1640	1590	1505	1455	1400
A95UHID135D20S(A)	3/4	11 1/2 x 10	45 - 75	High	2350	2250	2150	2030	1950	1870	1740	1650
				Med/High	2170	2110	1970	1900	1795	1690	1520	1430
				Med	1890	1820	1750	1710	1645	1560	1455	1360
				Low	1665	1610	1565	1510	1435	1410	1280	1210

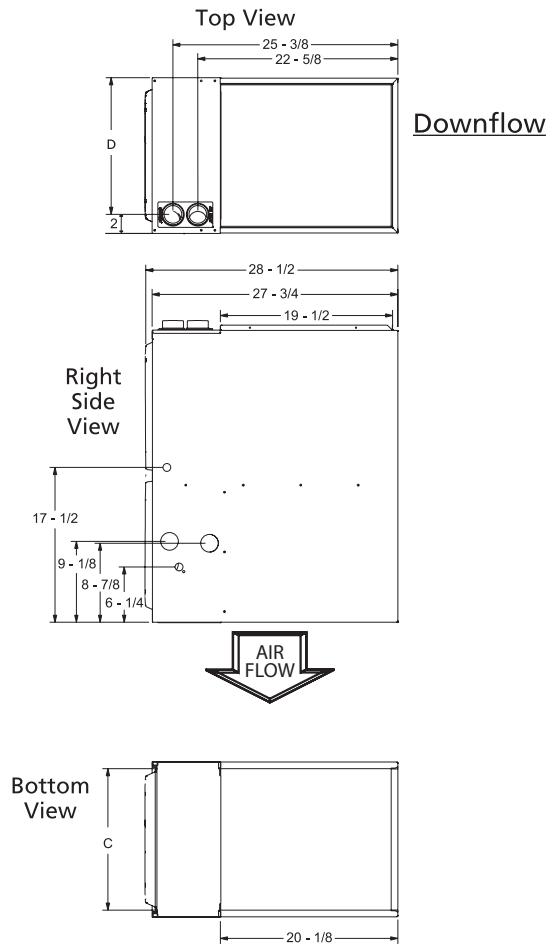
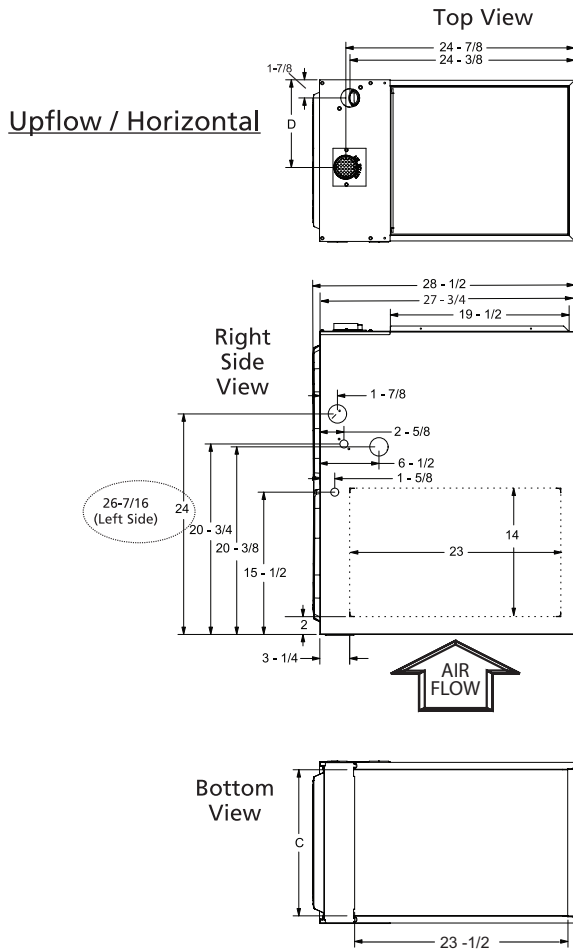
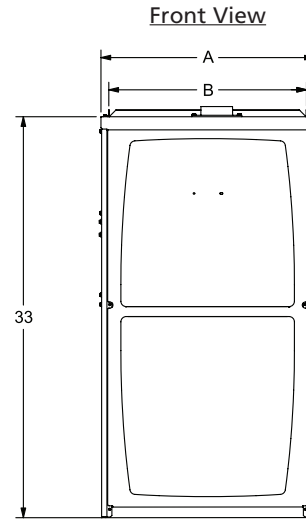
UPFLOW / HORIZONTAL

BLOWER PERFORMANCE DATA

	Model	Motor Size (hp)	Blower Size	Temp. Rise (°F)	Blower Speed	Heating CFM @ .10" - .80" w.c.							
						.20	.30	.40	.50	.60	.70	.80	.90
DOWNFLOW	A95DFID045B12S(A)	1/3	10 x 8	25 - 55	High	1500	1450	1350	1300	1195	1140	1025	945
					Med/High	1340	1290	1235	1170	1095	1020	920	800
					Med	1165	1125	1090	1035	990	895	840	700
					Low	1015	975	920	875	840	780	695	605
	A95DFID070B12S(A)	1/3	10 x 8	35 - 65	High	1445	1380	1315	1270	1155	1075	975	900
					Med/High	1275	1240	1190	1145	1075	1000	900	800
					Med	1065	1060	1020	995	940	875	800	675
					Low	910	900	875	870	820	765	715	615
	A95DFID090C20S(A)	1	11 1/2 x 10	30 - 60	High	2200	2160	2055	1970	1890	1775	1690	1580
					Med/High	2080	1990	1930	1855	1765	1680	1590	1485
					Med	1865	1830	1790	1705	1635	1565	1485	1405
					Low	1525	1545	1530	1500	1495	1430	1370	1270
	A95DFID110C20S(A)	1	11 1/2 x 10	50 - 80	High	2275	2200	2115	2040	1955	1860	1735	1640
					Med/High	2125	2060	1995	1940	1855	1730	1620	1535
					Med	1950	1900	1845	1795	1745	1640	1590	1480
					Low	1635	1620	1620	1590	1540	1515	1415	1330

DIMENSIONS

	Model	A	B	C	D
UPFLOW/HORIZONTAL	A95UH1D045B08S(A)	17-1/2	16-3/8	16	7-5/8
	A95UH1D045B12S(A)	17-1/2	16-3/8	16	7-5/8
	A95UH1D070B12S(A)	17-1/2	16-3/8	16	7-5/8
	A95UH1D090C12S(A)	21	19-7/8	19-1/2	9-3/8
	A95UH1D090C16S(A)	21	19-7/8	19-1/2	9-3/8
	A95UH1D110C16S(A)	21	19-7/8	19-1/2	9-3/8
	A95UH1D110C20S(A)	21	19-7/8	19-1/2	9-3/8
	A95UH1D135D20S(A)	24-1/2	23-3/8	23	11-1/8
DOWNFLOW	A95DF1D045B12S(A)	17-1/2	16-3/8	16	15-1/2
	A95DF1D070B12S(A)	17-1/2	16-3/8	16	15-1/2
	A95DF1D090C20S(A)	21	19-7/8	19-1/2	19
	A95DF1D110C20S(A)	21	19-7/8	19-1/2	19



ACCESSORY LIST

CATALOG NUMBER	DESCRIPTION
EXTERNAL FILTER RACK KITS	
1.841018	1 pack (16 x 25)
1.841039	10 pack (16 x 25)
NATURAL TO LP KITS	
11K50	1-Stage - 90
RETURN AIR BASE	
68W62	17.5" B Width
68W63	21.0" C Width
68W64	24.5" D Width
DOWNFLOW COMBUSTIBLE FLOORING BASE	
11M60	17.5" B Width
11M61	21.0" C Width
NIGHT SERVICE KITS	
68W80	Single Stage
HORIZONTAL SUSPENSION KIT	
51W10	80% & 90% Kit
FLUSH MOUNT TERMINATION (90% FURNACES ONLY) US ONLY	
51W11	2" & 3" Vent Version
CONCENTRIC VENT KIT (90% FURNACES ONLY) US ONLY	
71M80	1-1/2" Vent Version
69M29	2" Vent Version
60L46	3" Vent Version

Note: For vent length and clearances to combustibles, please reference installation instructions.



1-800-448-5872

All specifications and illustrations subject to change without notice and without incurring obligations.